


Roof Centrifugal Fans MCH/MCR Series



Backward curved centrifugal impeller with external rotor motor roof top fans

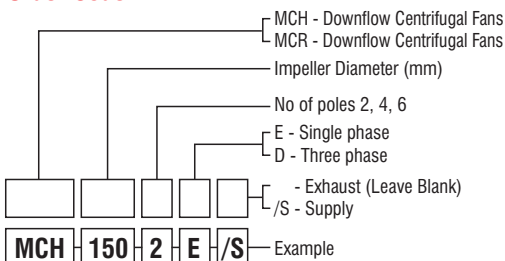
Common Applications

- Suitable for domestic & commercial installations

Features

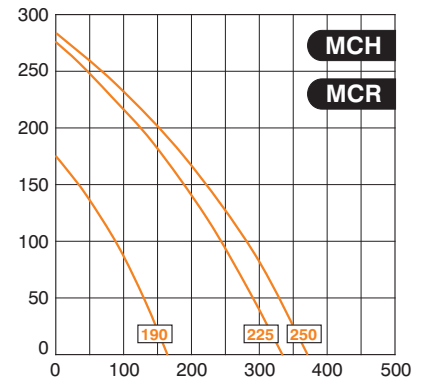
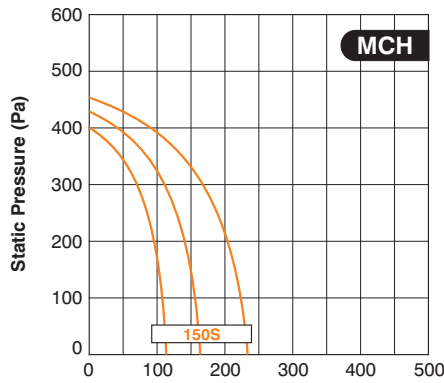
- All metal construction & speed controllable
- Backward curved centrifugal impeller
- Bird mesh guard as standard
- Can be mounted at angles of 30°
- Painting or colour matching optional extra
- MCH310 Plastic cap

Order Code



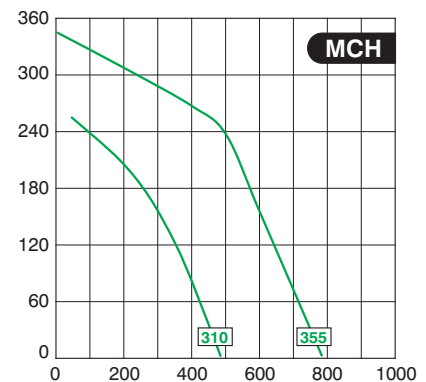
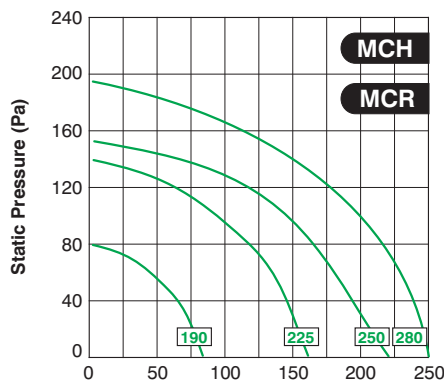
MCH & MCR Series + MCH150/S

2 Pole



Airflow (L/s)

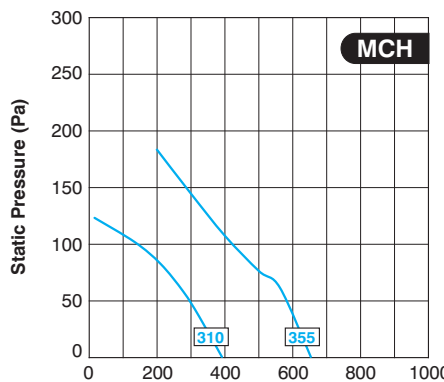
4 Pole



Confirm 310,355 curves

Airflow (L/s)

6 Pole



Airflow (L/s)

Roof Centrifugal Fans MCH/MCR Series



Technical Data

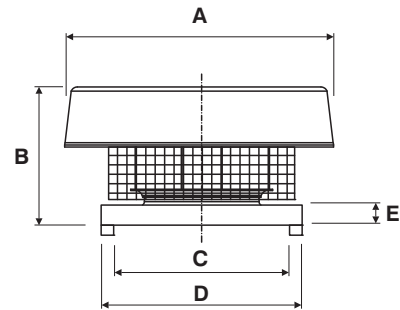
■ 2 POLE
 ■ 4 POLE
 ■ 6 POLE

Model	Speed r/s	1 phase		3 phase		Octave Band Frequency Lw db (A)								SPL dB(A) @3m
		KW	Amps	KW	Amps	63	125	250	500	1k	2k	4k	8k	
MCH150/S	33	0.30	1.30	-	-	48	60	67	68	62	58	58	46	51
MCH150/S	24	0.20	0.94	-	-	48	60	67	68	62	58	58	46	51
MCH150/S	17	0.18	0.82	-	-	48	60	67	68	62	58	58	46	51
MCH190/2	44	0.08	0.33	-	-	16	33	47	57	64	70	60	54	51
MCH225/2	43	0.15	0.65	-	-	18	39	54	65	71	71	67	60	54
MCH225/4	17	0.04	0.17	-	-	22	41	50	56	53	48	48	56	40
MCH250/2	43	0.19	0.80	-	-	23	38	51	67	73	75	69	59	57
MCH250/4	24	0.08	0.34	-	-	22	38	50	56	53	48	48	56	40
MCH280/4	24	0.08	0.34	-	-	22	38	50	56	53	48	48	56	40
MCH310/4	22	0.13	0.55	-	-	27	51	55	65	67	54	58	51	49
MCH355/4	21	0.28	1.25	-	-	24	48	53	67	69	67	63	49	52
MCH355/6	17	0.12	0.54	-	-	54	59	57	54	45	44	41	35	42
MCR190/2	44	0.08	0.33	-	-	16	33	47	57	64	70	60	54	51
MCR225/2	43	0.15	0.65	-	-	18	39	54	65	71	71	67	60	54
MCR225/4	24	0.04	0.17	-	-	22	41	50	56	53	48	48	56	40
MCR250/2	43	0.19	0.80	-	-	23	38	51	67	73	75	69	59	57
MCR250/4	24	0.08	0.34	-	-	22	38	50	56	53	48	48	56	40
MCR280/4	24	0.08	0.34	-	-	22	38	50	56	53	48	48	56	40

Note: Amperages shown are a guide only.

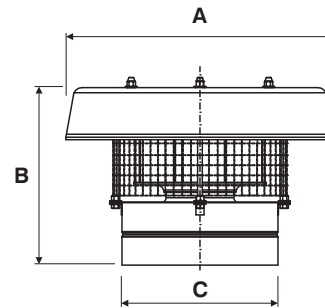
Technical Data

Model	Kg	A	B	C	D	E
MCH150S	3	680	360	200	400	40
MCH190	9	430	190	260	400	40
MCH225	10	430	225	260	400	40
MCH250	11	430	225	260	400	40
MCH280	11	430	225	260	400	40
MCH310	20	535	275	300	400	40
MCH355	30	535	275	350	500	40



Technical Data

Model	Kg	A	B	C
MCR190	9	430	200	150
MCR225	10	430	200	200
MCR250	11	430	200	250
MCR280	11	430	200	250



Issue 2016.06

CFM Airsystems reserve the right to change design without any notice or obligation. Please refer to your local CFM Airsystems representatives for technical and installation details.



FS 604302