

Twin Roof Centrifugal Fans



TMCV310 - 560 Series

Backward curved centrifugal impeller with high quality external rotor motor for high pressure exhaust applications.

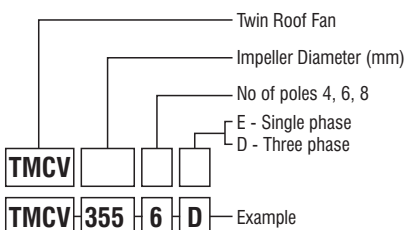
Common Applications

- Suitable for run & standby roof applications

Features

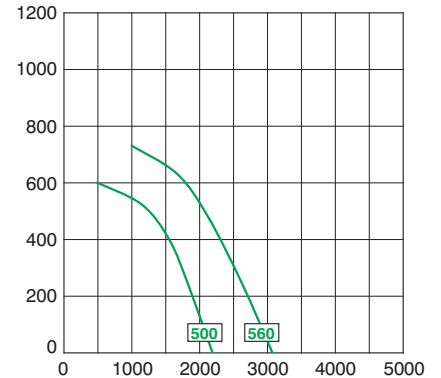
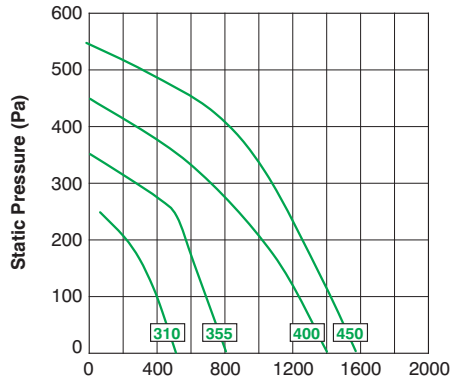
- Capable of handling up to 3500 L/Sec and static pressure up to 700 Pa
- Performance tests are in accordance with ISO5801 (2017)
- Noise level tests are under BS848 Part 2 (1985) and DIN 45635 Part 38
- Fan diameter from 310mm to 560mm
- Fully weather proof galvanized steel housing
- Sealed for life ball bearing motors
- Motors in single or three phase, 2 speed and/or speed controllable.
- Dampers fitted as standard
- Bird mesh guard
- Painting or colour matching optional extra

Order Code



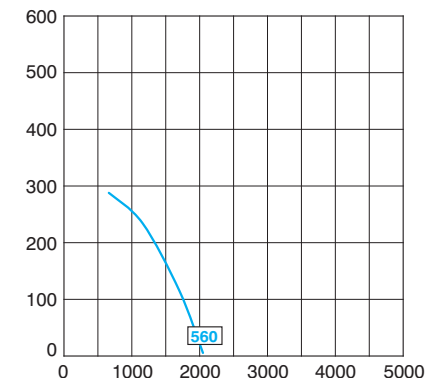
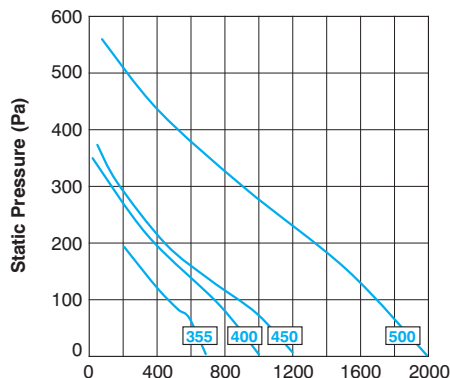
TMCV Series

4 Pole



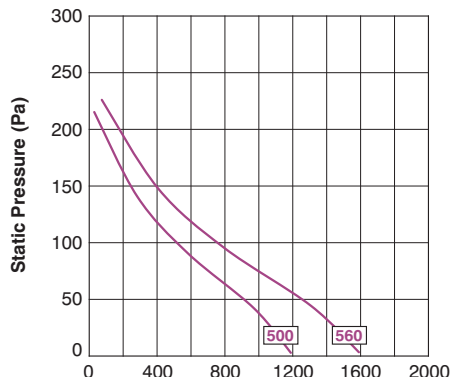
Airflow (L/s)

6 Pole



Airflow (L/s)

8 Pole



Airflow (L/s)

Twin Roof Centrifugal Fans

Technical Data ■ 4 POLE ■ 6 POLE ■ 8 POLE

Model	Speed r/s	1 phase		3 phase		Octave Band Frequency Lw db (A)								SPL dB(A) @3m
		KW	Amps	KW	Amps	63	125	250	500	1k	2k	4k	8k	
TMCV310/4	23	0.123	0.55	0.11	0.25	27	51	55	65	67	54	58	51	49
TMCV355/4	22	0.28	1.25	0.25	0.49	24	48	53	67	69	67	63	49	52
TMCV355/6	17	0.12	0.54	0.18	0.28	54	59	57	54	45	44	41	35	42
TMCV400/4	22	0.52	2.43	0.44	0.77	37	55	58	64	58	58	55	61	47
TMCV400/6	17	0.17	0.80	0.31	0.50	41	50	57	54	51	50	52	48	40
TMCV450/4	21	0.73	3.30	0.74	1.46	42	57	61	65	60	59	50	61	48
TMCV450/6	15	0.24	1.05	0.36	0.67	41	48	52	54	50	51	55	53	40
TMCV500/4	23	1.30	5.70	1.35	2.60	44	62	62	70	64	64	61	65	53
TMCV500/6	19	0.38	1.65	0.83	1.40	44	56	62	60	57	57	52	55	46
TMCV500/8	10	-	-	0.23	0.49	38	50	56	54	51	40	45	49	39
TMCV560/4	22	-	-	2.16	4.10	46	63	65	64	62	59	57	62	50
TMCV560/6	16	0.62	2.80	1.35	2.30	50	52	58	58	56	55	58	61	45
TMCV560/8	10	-	-	0.35	0.58	47	48	58	53	55	51	54	44	41

Note: Amperages shown are a guide only.

Technical Data

Model	Kg	A	B	C	D	E	F	G	H	I
TMCV310	40	660	400	500	50	330	1330	670	1070	1170
TMCV355	60	660	400	500	50	330	1330	670	1070	1170
TMCV400	70	790	400	500	50	410	1590	800	1200	1300
TMCV450	80	790	600	720	60	440	1590	800	1420	1520
TMCV500	110	960	600	720	60	580	1850	930	1550	1650
TMCV560	120	960	600	720	60	580	1850	930	1550	1650

