

# Twin Inline Centrifugal Fans



TMUC310 - 560 Series

Backward curved centrifugal impeller with high quality external rotor motor for high pressure exhaust applications.

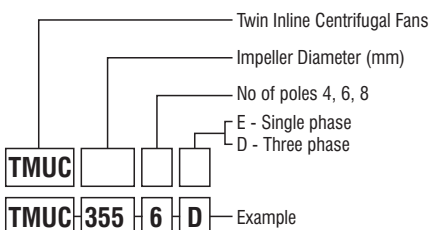
### Common Applications

- Suitable for run & standby inline applications

### Features

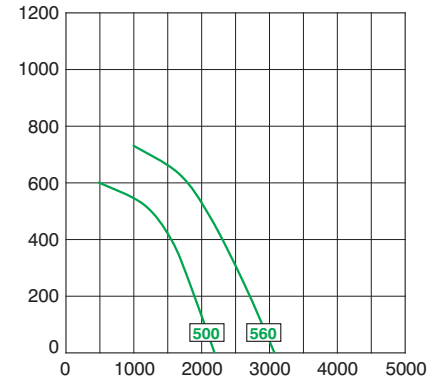
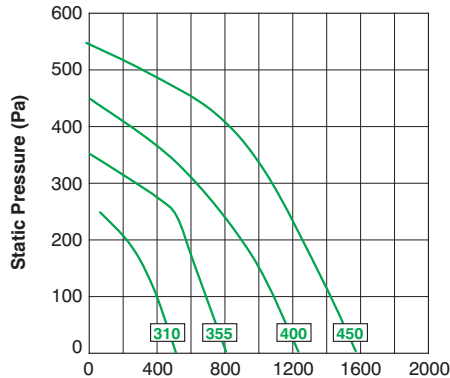
- Capable of handling up to 3500 L/Sec and static pressure up to 700 Pa
- Performance tests are in accordance with ISO5801 (2017)
- Noise level tests are under BS848 Part 2 (1985) and DIN 45635 Part 38
- Fan diameter from 310mm to 560mm
- Sealed for life ball bearing motors
- Motors in single or three phase, 2 speed and/or speed controllable.
- Dampers fitted as standard
- Casings are made from heavy-gauge mild steel and hot dipped galvanised steel

### Order Code



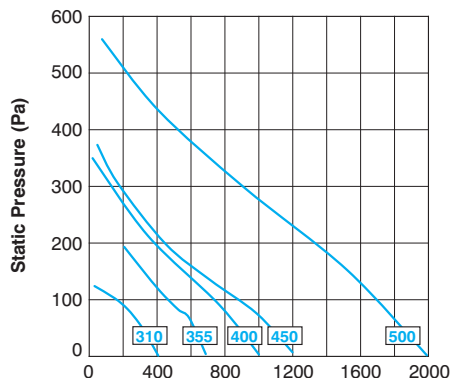
## TMUC Series

### 4 Pole



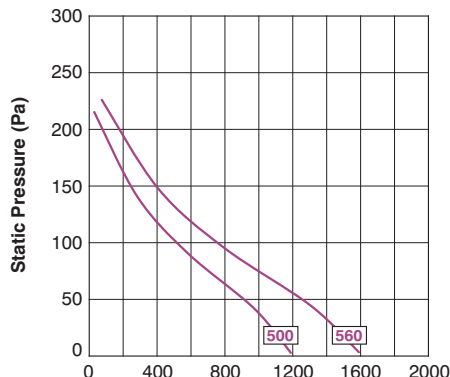
Airflow (L/s)

### 6 Pole



Airflow (L/s)

### 8 Pole



Airflow (L/s)

# Twin Inline Centrifugal Fans

## Technical Data

■ 4 POLE ■ 6 POLE ■ 8 POLE

Model	Speed r/s	1 phase		3 phase		Octave Band Frequency Lw db (A)								SPL dB(A) @3m
		KW	Amps	KW	Amps	63	125	250	500	1k	2k	4k	8k	
TMUC310/4	23	0.13	0.55	0.11	0.25	27	51	55	65	67	54	58	51	49
TMUC310/6	15	0.08	0.35	-	-	28	34	38	40	42	41	32	22	26
TMUC355/4	22	0.18	0.83	0.25	0.49	24	48	53	67	69	67	63	49	52
TMUC355/6	17	0.12	0.54	0.18	0.28	54	59	57	54	45	44	41	35	42
TMUC400/4	22	0.52	2.43	0.44	0.77	37	55	58	64	58	58	55	61	47
TMUC400/6	17	0.17	0.80	0.31	0.50	41	50	57	54	51	50	52	48	40
TMUC450/4	21	0.73	3.30	0.74	1.46	42	57	61	65	60	59	50	61	48
TMUC450/6	15	0.24	1.05	0.36	0.67	41	48	52	54	50	51	55	53	40
TMUC500/4	23	1.30	5.70	1.35	2.60	44	62	62	70	64	64	61	65	53
TMUC500/6	19	0.38	1.65	0.83	1.40	44	56	62	60	57	57	52	55	46
TMUC500/8	10	-	-	0.23	0.49	38	50	56	54	51	50	45	49	39
TMUC560/4	22	-	-	2.16	4.10	46	63	65	64	62	59	57	62	50
TMUC560/6	16	0.62	2.80	1.35	2.30	50	52	58	58	56	55	58	61	45
TMUC560/8	10	-	-	0.35	0.58	47	48	58	53	55	51	54	44	41

Note: Amperages shown are a guide only.

### Technical Data

Model	Kg	A	B	C	D	E	F	G
TMUC310	40	620	485	520	555	500	535	580
TMUC355	60	620	592	627	662	600	635	670
TMUC400	90	750	690	725	760	650	685	716
TMUC450	100	800	750	785	820	700	735	770
TMUC500	110	900	840	875	910	800	835	870
TMUC560	120	950	900	935	970	900	935	970

