

Vertical Discharge Centrifugal Round Base



MVR250 - 381 Series

Backward curved centrifugal impeller with external rotor motor.

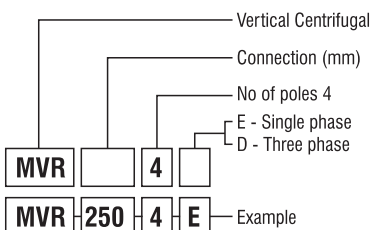
Common Applications

- Suitable for commercial & domestic kitchen applications

Features

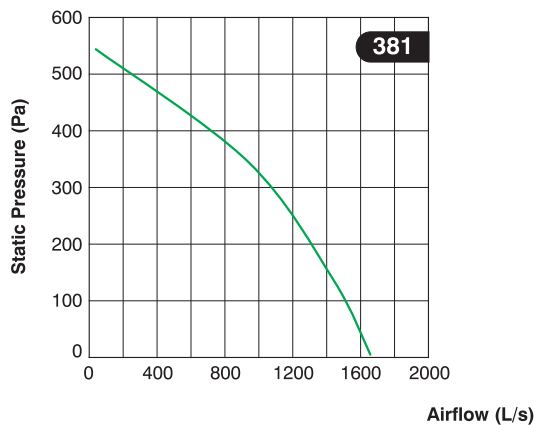
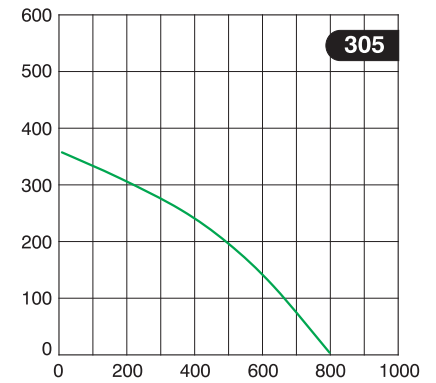
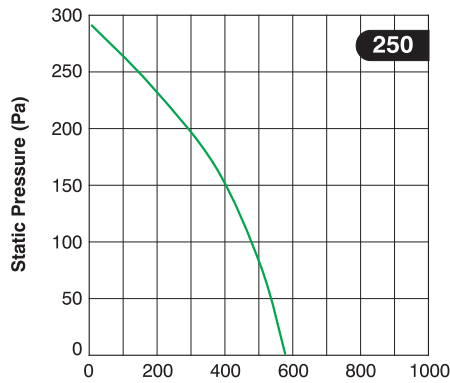
- Performance tests are in accordance with BS848 Part 1 (1980) and DIN 24163
- Noise level tests are under BS848 Part 2 (1985) and DIN 45635 Part 38
- Base sizes 250, 305, 381
- Models 250 & 305 Single phase
- Models 381 Single or 3 phase
- Fans are speed controllable
- Circular connection
- Low profile
- Painting or colour matching optional extra

Order Code



MVR Series

4 Pole



Vertical Discharge Centrifugal Round Base

Technical Data ■ 4 POLE

Model	Speed r/s	1 phase		3 phase		Octave Band Frequency Lw db (A)								SPL dB(A) @3m
		KW	Amps	KW	Amps	63	125	250	500	1k	2k	4k	8k	
MVR250/4	23	0.12	0.83	-	-	27	51	55	65	67	54	58	51	49
MVR305/4	21	0.12	0.83	-	-	24	48	53	67	69	67	63	49	52
MVR381/4	21	0.73	3.30	0.74	1.46	42	57	61	65	60	59	50	61	48

Note: Amperages shown are a guide only.

Technical Data

Model	Kg	A	B	C
MVR250	30	600	260	390
MVR305	30	600	306	320

Technical Data

Model	Kg	A	B	C
MVR381	35	730	383	565

