

Inline Mixflow Fans



High airflows with relation to noise & compact design

Common Applications

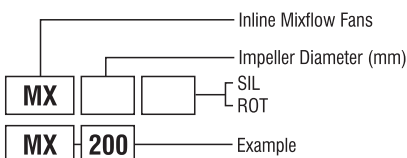
- Suitable for homes, hotels & apartments

Features

- Available in 150, 200, 250 & 315mm
- High quality ball bearing, long life motors continuously rated
- SIL Model low noise option. ROT version available
- Models up to 200 have plug & lead
- Fully tested to AS/AZS 60335.280
- Air performance to ISO5801:1997
- Easy installation & maintenance

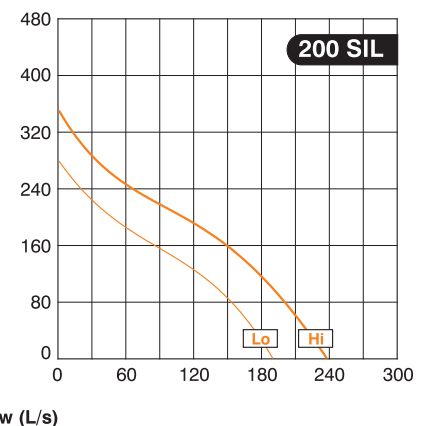
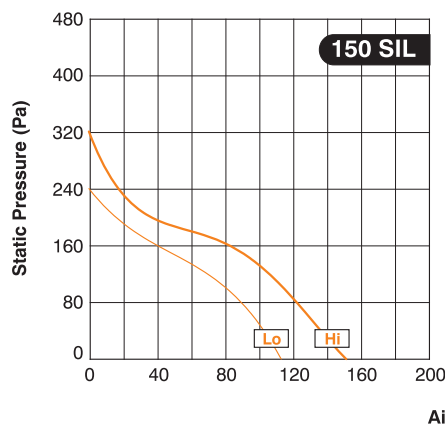
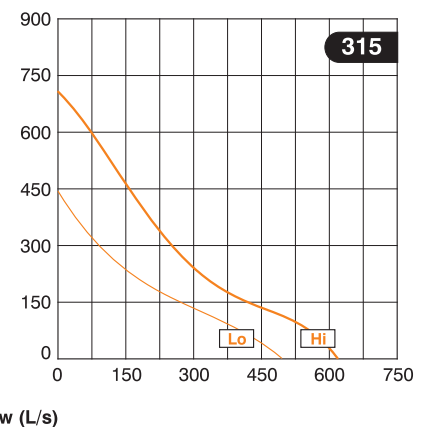
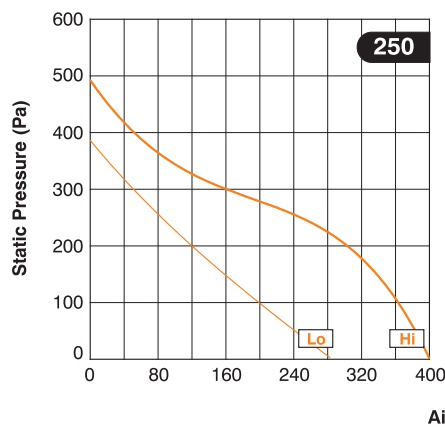
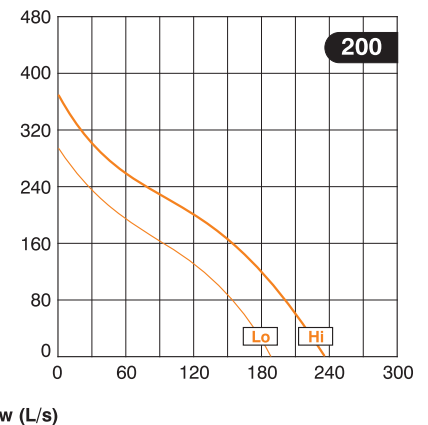
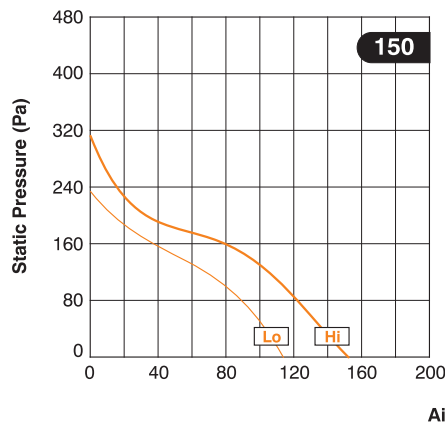
Construction

The housings of models 100 to 200 are of reinforced, moulded polypropylene plastic. Models 250 and 315 are of epoxy coated steel. The mixed-flow impellers are of injection moulded plastic



MX Series

2 Pole



Inline Mixflow Fans

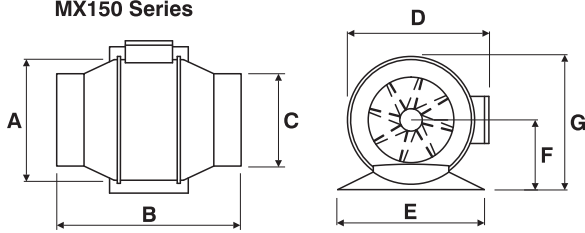
Model	Gear	Speed r/s	1 phase		3 phase		Voltage	Frequency	Airflow L/s	Air Pressure (Pa)	SPL dB(A) @3m
			KW	Amps	KW	Amps					
MX150	H	43	0.054	0.24	-	-	230	50Hz	147	300	29
	L	31	0.048	0.21	-	-			114	240	35
MX200	H	41	0.128	0.57	-	-	230	50Hz	233	352	47
	L	31	0.123	0.52	-	-			192	274	42
MX250	H	45	0.180	0.78	-	-	230	50Hz	370	500	59
	L	33	0.110	0.48	-	-			250	350	51
MX315	H	45	0.300	1.32	-	-	230	50Hz	600	700	61
	L	33	0.200	0.90	-	-			400	400	59
MX150SIL	H	42	0.050	0.25	-	-	230	50Hz	147	300	31
	L	31	0.043	0.20	-	-			114	240	26
MX200SIL	H	41	0.130	0.60	-	-	240	50Hz	245	314	26
	L	32	0.120	0.50	-	-			188	188	31

Note: Amperages shown are a guide only.

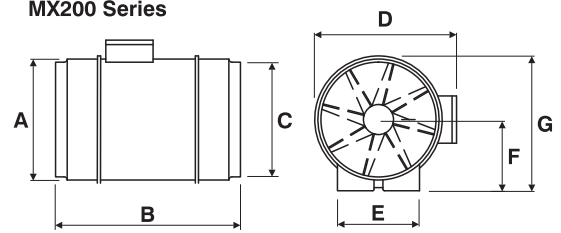
Technical Data (MX & MXSIL)

Model	Kg	A	B	C	D	E	F	G	H
MX150	3	192	316	150	233	233	119	209	-
MX200	4	210	303	197	245	140	130	235	-
MX250	6	300	385	247	300	176	153	292	317
MX315	8	362	448	312	362	221	189	359	392
MX150SIL	6	244	488	148	221	120	135	244	-
MX200SIL	6	301	567	199	263	128	170	301	-

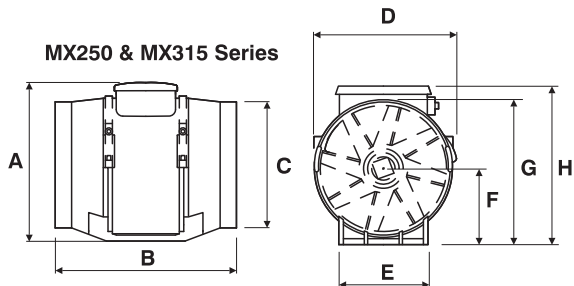
MX150 Series



MX200 Series



MX250 & MX315 Series



MX150SIL & MX200SIL Series

